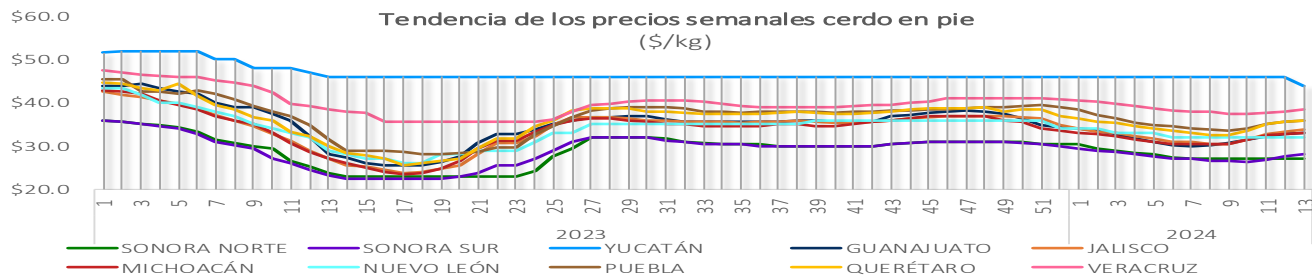
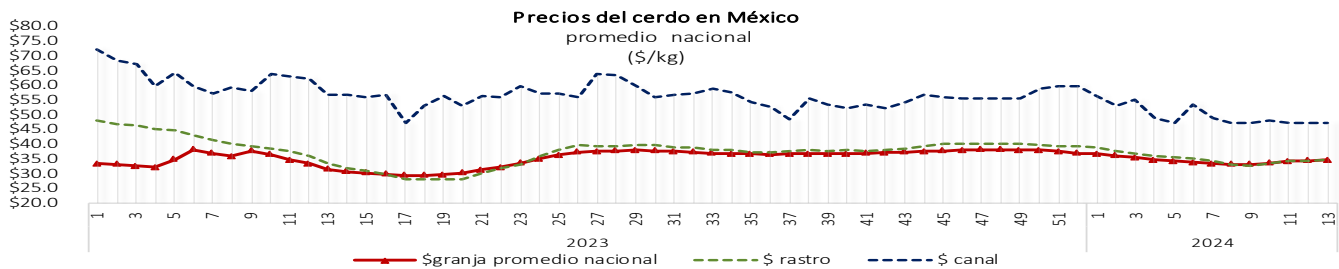


**Mercdo Nacional**

Año	2023			2024			Variación			
	Semana 13			13		12	Semanal		Anual	
	Último			Último	Anterior	(pesos)	(%)	(pesos)	(%)	
Periodo	27-31 mar			25-29 mar	18-22 mar					
<b>Precios del cerdo promedio nacional (\$/kg)</b>										
Granja	\$ 31.58	\$34.66	\$34.50	▲	\$0.16	0.5%	▲	\$3.08	9.8%	
Rastro SNIIM	\$ 33.40	\$34.75	\$34.31	▲	\$0.44	1.3%	▲	\$1.35	4.0%	
Canal SNIIM	\$ 56.90	\$47.50	\$47.50	↔	\$0.00	0.0%	▼	-\$9.40	-16.5%	
<b>Precios del cerdo promedio por región (\$/kg)</b>										
Guanajuato	\$ 28.20	\$33.00	\$32.67	▲	\$0.33	1.0%	▲	\$4.80	17.0%	
Jalisco	\$ 27.08	\$33.70	\$33.40	▲	\$0.30	0.9%	▲	\$6.62	24.4%	
Michoacán	\$ 27.00	\$33.00	\$32.83	▲	\$0.17	0.5%	▲	\$6.00	22.2%	
Nuevo León	\$ 29.00	\$32.00	\$32.00	↔	\$0.00	0.0%	▲	\$3.00	10.3%	
Puebla	\$ 31.60	\$35.80	\$35.50	▲	\$0.30	0.8%	▲	\$4.20	13.3%	
Querétaro	\$ 30.00	\$36.00	\$35.50	▲	\$0.50	1.4%	▲	\$6.00	20.0%	
Sonora	\$ 23.40	\$27.50	\$27.25	▲	\$0.25	0.9%	▲	\$4.10	17.5%	
Veracruz	\$ 38.50	\$38.50	\$38.00	▲	\$0.50	1.3%	↔	\$0.00	0.0%	
Yucatán	\$ 46.00	\$44.00	\$46.00	▼	-\$2.00	-4.3%	▼	-\$2.00	-4.3%	
<b>Precios al mayoreo (\$/kg)</b>										
Cabeza	\$ 34.40	\$26.57	\$27.44	▼	-\$0.87	-3.2%	▼	-\$7.83	-22.8%	
Chuleta ahumada	\$ 68.60	\$66.80	\$66.43	▲	\$0.37	0.6%	▼	-\$1.80	-2.6%	
Espinazo	\$ 59.60	\$53.86	\$53.90	▼	-\$0.04	-0.1%	▼	-\$5.74	-9.6%	
Lomo	\$ 72.47	\$71.71	\$71.80	▼	-\$0.09	-0.1%	▼	-\$0.76	-1.0%	
Pierna	\$ 61.40	\$56.29	\$57.60	▼	-\$1.31	-2.3%	▼	-\$5.11	-8.3%	
<b>Precios al consumidor Nacional PROFECO (\$/kg)</b>										
Cabeza	\$ 48.75	\$50.59	\$51.28	▼	-\$0.68	-1.3%	▲	\$1.84	3.8%	
Chuleta natural		\$96.31	\$96.96	▼	-\$0.66	-0.7%	▲	\$96.31		
Chuleta ahumada	\$ 116.97	\$123.42	\$120.29	▲	\$3.13	2.6%	▲	\$6.45	5.5%	
Espinazo	\$ 91.16	\$94.01	\$90.60	▲	\$3.41	3.8%	▲	\$2.85	3.1%	
Lomo	\$ 125.45	\$126.45	\$124.72	▲	\$1.72	1.4%	▲	\$1.00	0.8%	
Manitas	\$ 58.77	\$63.48	\$63.29	▲	\$0.19	0.3%	▲	\$4.71	8.0%	
Milanesa	\$ 111.44	\$113.17	\$116.21	▼	-\$3.04	-2.6%	▲	\$1.73	1.6%	
Molida	\$ 109.67	\$101.76	\$106.29	▼	-\$4.54	-4.3%	▼	-\$7.91	-7.2%	
Pierna	\$ 82.37	\$78.53	\$82.71	▼	-\$4.18	-5.1%	▼	-\$3.84	-4.7%	

Fuente: Opormex con datos de SNIIM y PROFECO

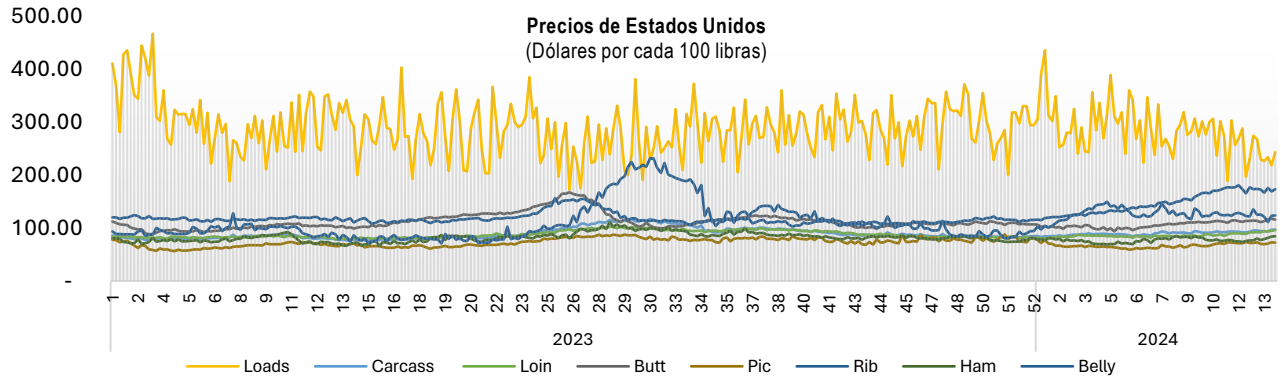


Fuente: OPORMEX, con datos propios

Mercado de estados unidos										
Precio del cerdo en Estados Unidos (Dólares/libra)										
Año	2023		2024		Variación					
Semana	13	13	12							
Periodo	Último	Último	Anterior	Semanal			Anual			
	27-31 mar	25-29 mar	18-22 mar	(Dólares)	(%)	(Dólares)	(%)			
<b>Weighted Average Price</b>	\$ 76.79	\$82.34	\$82.34	↔	\$0.00	-0.002%	↕	\$5.55	\$0.07	
<b>LIVE HOG</b>										
Dorchester		\$60.00	\$60.00	↔	\$0.00	0.00%				
Illinois		\$53.00	\$53.40	↕	-\$0.40	-0.75%				
<b>Primal Cutout*</b>										
Loads	\$ 328.04	\$246.78	\$248.77	↕	-\$2.00	-0.8%	↕	-\$81.26	-\$0.25	
Carcass	\$ 79.51	\$94.66	\$92.83	↕	\$1.83	2.0%	↕	\$15.15	\$0.19	
Loin	\$ 80.84	\$92.86	\$90.02	↕	\$2.84	3.2%	↕	\$12.02	\$0.15	
Butt	\$ 103.59	\$113.72	\$113.50	↕	\$0.22	0.2%	↕	\$10.12	\$0.10	
Picnic	\$ 67.38	\$70.93	\$72.01	↕	-\$1.08	-1.5%	↕	\$3.55	\$0.05	
Rib	\$ 117.30	\$172.82	\$174.92	↕	-\$2.10	-1.2%	↕	\$55.52	\$0.47	
Ham	\$ 71.81	\$79.08	\$75.10	↕	\$3.98	5.3%	↕	\$7.27	\$0.10	
Belly	\$ 86.27	\$123.87	\$125.50	↕	-\$1.63	-1.3%	↕	\$37.60	\$0.44	

Fuente: Opormex con datos de porkcheckoff y United States Department of Agriculture (USDA)

Nota: \* Dólares por cada 100 libras



FUTURES-QUOTES									
Lean Hog									
CIERRE CME (Miercoles 03/04/2024)									
MONTH	LAST	CHANGE		PRIOR STTLE	OPEN	HIGH	LOW	VOLUME	UPDATED
<b>APR 2024</b> HEJ4	87.925	+1.375	(+1.59%)	86.55	87.15	88.325	87.15	8,451	16:38:08 CT 03-abr-24
<b>MAY 2024</b> HEK4	94.9	+1.225	(+1.31%)	93.675	94.05	94.625	94.05	455	16:38:08 CT 03-abr-24
<b>JUN 2024</b> HEM4	104.775	+1.050	(+1.01%)	103.725	104	105.725	104	22,936	16:37:26 CT 03-abr-24
<b>JUL 2024</b> HEN4	106.875	+1.275	(+1.21%)	105.6	105.7	107.425	105.7	7,103	16:38:57 CT 03-abr-24
<b>AUG 2024</b> HEQ4	105.6	+0.825	(+0.79%)	104.775	104.7	106.025	104.65	6,855	16:38:33 CT 03-abr-24
<b>OCT 2024</b>	88.5	+0.275	(+0.31%)	88.225	88	88.75	88	5,247	16:38:26 CT 03-abr-24
<b>DEC</b> HEZ4	79.025	+0.325	(+0.41%)	78.7	78.75	79.125	78.45	4,874	16:38:10 CT 03-abr-24

Fuente: tomado de CME Group

Precio de los insumos (\$/tonelada)										
Año	2023		2024		Variación					
Semana	13	13	12							
Periodo	Último	Último	Anterior	Semanal			Anual			
	27-31 mar	25-29 mar	18-22 mar	(pesos)	(%)	(pesos)	(%)			
Maíz	\$6,700	\$5,200	\$5,200	↔	\$0.0	0.0%	↕	-\$1,500.0	-22.4%	
Pasta de Soya	\$10,720	\$8,150	\$8,150	↔	\$0.0	0.0%	↕	-\$2,570.0	-24.0%	
Sorgo	\$6,380	\$4,780	\$4,780	↔	\$0.0	0.0%	↕	-\$1,600.0	-25.1%	

Fuente: Opormex con datos de ANFACA

