



Mercdo Nacional

Año	2024			Variación			
Semana	14	13	12	Semanal		Anual	
Periodo	Último	Anterior	Anterior	(pesos)	(%)	(pesos)	(%)
	03-07 abr	01-05 abr	25-29 mar				

Precios del cerdo promedio nacional (\$/kg)

Granja	\$ 30.63	\$34.89	\$34.66	⬆️	\$0.23	0.7%	⬆️	\$4.26	13.9%
Rastro SNIIM	\$ 31.67	\$36.10	\$34.75	⬆️	\$1.35	3.9%	⬆️	\$4.43	14.0%
Canal SNIIM	\$ 56.83	\$47.50	\$47.50	↔️	\$0.00	0.0%	⬇️	-\$9.33	-16.4%

Precios del cerdo promedio por región (\$/kg)

Guanajuato	\$ 27.42	\$33.50	\$33.00	⬆️	\$0.50	1.5%	⬆️	\$6.08	22.2%
Jalisco	\$ 25.83	\$33.70	\$33.70	↔️	\$0.00	0.0%	⬆️	\$7.87	30.5%
Michoacán	\$ 26.00	\$33.50	\$33.00	⬆️	\$0.50	1.5%	⬆️	\$7.50	28.8%
Nuevo León	\$ 28.00	\$33.00	\$32.00	⬆️	\$1.00	3.1%	⬆️	\$5.00	17.9%
Puebla	\$ 29.00	\$36.50	\$35.80	⬆️	\$0.70	2.0%	⬆️	\$7.50	25.9%
Querétaro	\$ 28.30	\$36.10	\$36.00	⬆️	\$0.10	0.3%	⬆️	\$7.80	27.6%
Sonora	\$ 22.75	\$27.86	\$27.50	⬆️	\$0.36	1.3%	⬆️	\$5.11	22.5%
Veracruz	\$ 38.00	\$38.83	\$38.50	⬆️	\$0.33	0.9%	⬆️	\$0.83	2.2%
Yucatán	\$ 46.00	\$44.00	\$44.00	↔️	\$0.00	0.0%	⬇️	-\$2.00	-4.3%

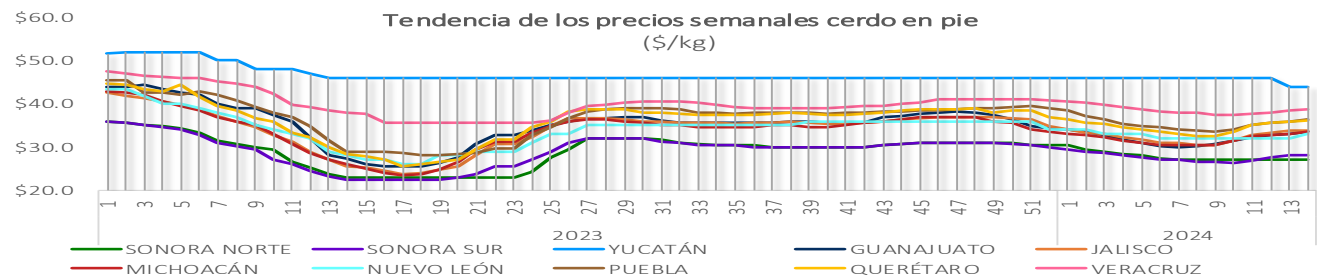
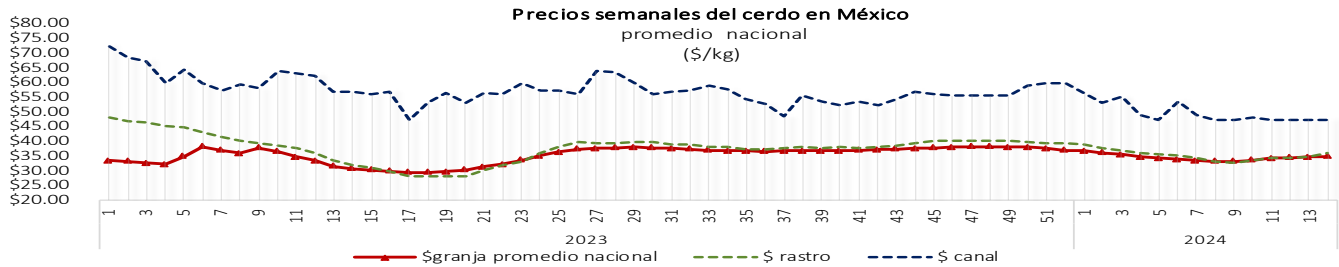
Precios al mayoreo (\$/kg)

Cabeza	\$ 31.18	\$28.36	\$26.57	⬆️	\$1.79	6.7%	⬇️	-\$2.82	-9.0%
Chuleta ahumada	\$ 66.86	\$67.82	\$66.80	⬆️	\$1.02	1.5%	⬆️	\$0.96	1.4%
Espinazo	\$ 55.91	\$55.33	\$53.86	⬆️	\$1.47	2.7%	⬇️	-\$0.58	-1.0%
Lomo	\$ 74.64	\$75.73	\$71.71	⬆️	\$4.02	5.6%	⬆️	\$1.09	1.5%
Pierna	\$ 59.18	\$59.13	\$56.29	⬆️	\$2.84	5.0%	⬇️	-\$0.05	-0.1%

Precios al consumidor Nacional PROFECO (\$/kg)

Cabeza	\$ 40.12	\$50.84	\$50.59	⬆️	\$0.25	0.5%	⬆️	\$10.72	26.7%
Chuleta natural	\$ 94.57	\$100.15	\$96.31	⬆️	\$3.84	4.0%	⬆️	\$5.58	
Chuleta ahumada	\$ 93.71	\$118.88	\$123.42	⬆️	-\$4.54	-3.7%	⬆️	\$25.17	26.9%
Espinazo	\$ 81.27	\$92.13	\$94.01	⬆️	-\$1.88	-2.0%	⬆️	\$10.86	13.4%
Lomo	\$ 109.20	\$125.14	\$126.45	⬆️	-\$1.31	-1.0%	⬆️	\$15.94	14.6%
Manitas	\$ 55.49	\$63.83	\$63.48	⬆️	\$0.35	0.5%	⬆️	\$8.34	15.0%
Milanesa	\$ 93.16	\$114.70	\$113.17	⬆️	\$1.53	1.3%	⬆️	\$21.54	23.1%
Molida	\$ 89.36	\$113.44	\$101.76	⬆️	\$11.68	11.5%	⬆️	\$24.08	26.9%
Pierna	\$ 69.39	\$79.17	\$78.53	⬆️	\$0.64	0.8%	⬆️	\$9.78	14.1%

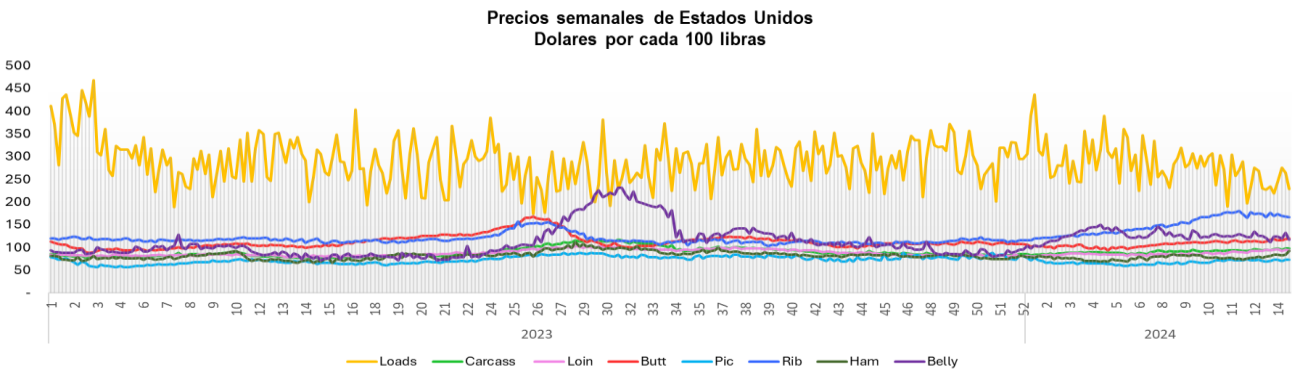
Fuente: Opormex con datos de SNIIM y PROFECO



Fuente: OPORMEX, con datos propios

Mercado de estados unidos									
Precio del cerdo en Estados Unidos (Dólares/libra)									
Año	2023		2024		Variación				
Semana	14	14	13						
Periodo	Último	Último	Anterior	Semanal		Anual			
	03-07 abr	01-05 abr	25-29 mar	(Dólares)	(%)	(Dólares)	(%)		
(Carcass) Weighted Average Price	\$ 71.62	\$84.97	\$82.34	🟢	\$2.63	3.194%	🟢	\$13.35	\$0.19
LIVE HOG									
Dorchester		\$56.00	\$60.00	🔴	-\$4.00	-6.67%			
Illinois		\$54.00	\$53.00	🟢	\$1.00	1.89%			
Primal Cutout*									
Loads	\$ 291.56	\$245.92	\$246.78	🔴	-\$0.86	-0.3%	🔴	-\$45.64	-\$0.16
Carcass	\$ 77.66	\$96.89	\$94.66	🟢	\$2.23	2.4%	🟢	\$19.23	\$0.25
Loin	\$ 79.77	\$94.39	\$92.86	🟢	\$1.52	1.6%	🟢	\$14.62	\$0.18
Butt	\$ 101.22	\$117.51	\$113.72	🟢	\$3.80	3.3%	🟢	\$16.30	\$0.16
Picnic	\$ 69.10	\$72.30	\$70.93	🟢	\$1.37	1.9%	🟢	\$3.20	\$0.05
Rib	\$ 114.55	\$169.58	\$172.82	🔴	-\$3.24	-1.9%	🟢	\$55.03	\$0.48
Ham	\$ 69.97	\$85.59	\$79.08	🟢	\$6.51	8.2%	🟢	\$15.62	\$0.22
Belly	\$ 82.10	\$123.40	\$123.87	🔴	-\$0.47	-0.4%	🟢	\$41.30	\$0.50

Fuente: Opormex con datos de porkcheckoff y United States Department of Agriculture (USDA)
 Nota: * Dólares por cada 100 libras



FUTURES-QUOTES									
Lean Hog									
CIERRE CME (JUEVES 11/04/2024)									
MONTH	LAST	CHANGE		PRIOR STTLE	OPEN	HIGH	LOW	VOLUME	UPDATED
APR 2024 HEJ4	91.450	-0.3	(-0.33%)	91.750	91.225	91.625	91.200	2,353	11:54:51 CT 11 APR 2024
MAY 2024 HEK4	97.075	+0.525	(+0.54%)	96.550	97.000	98.150	96.425	420	11:51:40 CT 11 APR 2024
JUN 2024 HEM4	105.550	UNCH (UNCH)		105.550	105.600	106.675	105.075	13,151	11:55:21 CT 11 APR 2024
JUL 2024 HEN4	107.450	-0.050	(-0.05%)	107.500	107.625	108.475	107.150	3,228	11:55:21 CT 11 APR 2024
AUG 2024 HEQ4	105.075	-0.200	(-0.19%)	105.275	105.325	106.000	104.800	2,701	11:54:49 CT 11 APR 2024
OCT 2024	87.750	-0.100	(-0.11%)	87.850	87.850	88.375	87.600	2,394	11:55:20 CT 11 APR 2024
DEC HEZ4	78.550	0.025	(+0.03%)	78.525	78.550	78.925	78.425	1,540	11:54:49 CT 11 APR 2024

Fuente: tomado de CME Group

Precio de los insumos (\$/toneladas)									
Año	2023		2024		Variación				
Semana	14	14	13						
Periodo	Último	Último	Anterior	Semanal		Anual			
	03-07 abr	01-05 abr	25-29 mar	(pesos)	(%)	(pesos)	(%)		
Maíz	\$6,700	\$4,950	\$5,200	🔴	-\$250.0	-4.8%	🔴	-\$1,750.0	-26.1%
Pasta de Soya	\$10,720	\$8,050	\$8,150	🔴	-\$100.0	-1.2%	🔴	-\$2,670.0	-24.9%
Sorgo	\$6,380	\$4,700	\$4,780	🔴	-\$80.0	-1.7%	🔴	-\$1,680.0	-26.3%

Fuente: Opormex con datos de ANFACA

