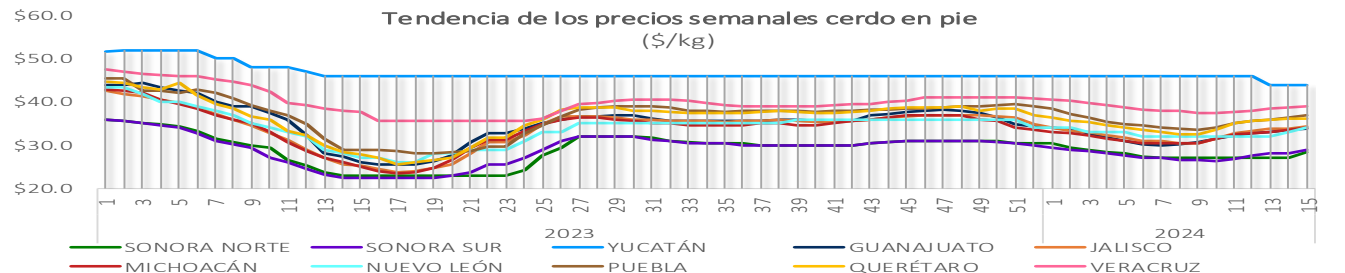
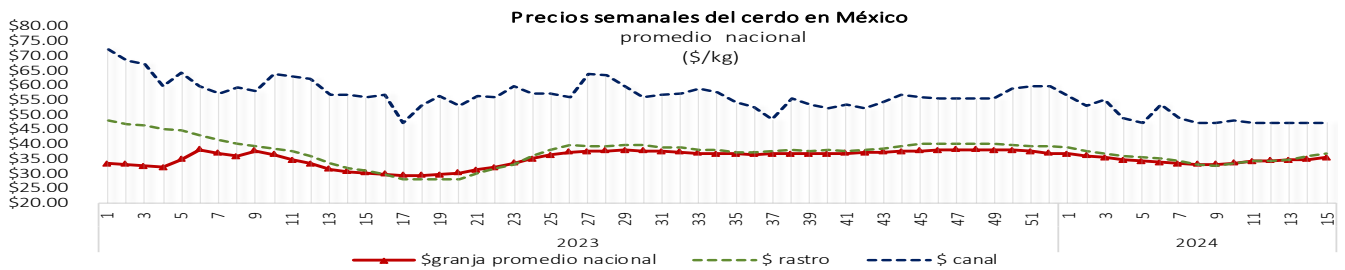


Mercado Nacional									
Año	2023	2024		Variación					
Semana	15	15	14	Semanal			Anual		
Periodo	Último	Último	Anterior	(pesos)		(%)	(pesos)		(%)
	10-14 abr	08-12 abr	01-05 abr						
Precios del cerdo promedio nacional (\$/kg)									
Granja	\$ 30.11	\$35.41	\$34.89	▲	\$0.52	1.5%	▲	\$5.30	17.6%
Rastro SNIIM	\$ 30.80	\$36.90	\$36.10	▲	\$0.80	2.2%	▲	\$6.10	19.8%
Canal SNIIM	\$ 55.90	\$47.50	\$47.50	↔	\$0.00	0.0%	▼	-\$8.40	-15.0%
Precios del cerdo promedio por región (\$/kg)									
Guanajuato	\$ 26.17	\$33.92	\$33.50	▲	\$0.42	1.3%	▲	\$7.75	29.6%
Jalisco	\$ 25.40	\$34.27	\$33.70	▲	\$0.57	1.7%	▲	\$8.87	34.9%
Michoacán	\$ 25.00	\$34.00	\$33.50	▲	\$0.50	1.5%	▲	\$9.00	36.0%
Nuevo León	\$ 27.00	\$34.00	\$33.00	▲	\$1.00	3.0%	▲	\$7.00	25.9%
Puebla	\$ 29.00	\$37.00	\$36.50	▲	\$0.50	1.4%	▲	\$8.00	27.6%
Querétaro	\$ 27.80	\$36.10	\$36.10	↔	\$0.00	0.0%	▲	\$8.30	29.9%
Sonora	\$ 22.75	\$28.72	\$27.86	▲	\$0.86	3.1%	▲	\$5.97	26.2%
Veracruz	\$ 37.67	\$39.00	\$38.83	▲	\$0.17	0.4%	▲	\$1.33	3.5%
Yucatán	\$ 46.00	\$44.00	\$44.00	↔	\$0.00	0.0%	▼	-\$2.00	-4.3%
Precios al mayoreo (\$/kg)									
Cabeza	\$ 28.40	\$29.20	\$28.36	▲	\$0.84	3.0%	▲	\$0.80	2.8%
Chuleta ahumada	\$ 66.80	\$67.60	\$67.82	▼	-\$0.22	-0.3%	▲	\$0.80	1.2%
Espinazo	\$ 57.33	\$56.80	\$55.33	▲	\$1.47	2.7%	▼	-\$0.53	-0.9%
Lomo	\$ 72.27	\$76.67	\$75.73	▲	\$0.94	1.2%	▲	\$4.40	6.1%
Pierna	\$ 55.80	\$59.20	\$59.13	▲	\$0.07	0.1%	▲	\$3.40	6.1%
Precios al consumidor Nacional PROFECO (\$/kg)									
Cabeza	\$ 37.65	\$51.19	\$50.84	▲	\$0.35	0.7%	▲	\$13.54	36.0%
Chuleta natural		\$108.70	\$100.15	▲	\$8.55	8.5%	▲	\$108.70	
Chuleta ahumada	\$ 89.86	\$121.34	\$118.88	▲	\$2.46	2.1%	▲	\$31.47	35.0%
Espinazo	\$ 72.56	\$97.51	\$92.13	▲	\$5.38	5.8%	▲	\$24.95	34.4%
Lomo	\$ 106.34	\$126.03	\$125.14	▲	\$0.89	0.7%	▲	\$19.69	18.5%
Manitas	\$ 54.62	\$64.58	\$63.83	▲	\$0.75	1.2%	▲	\$9.95	18.2%
Milanesa	\$ 88.14	\$117.59	\$114.70	▲	\$2.89	2.5%	▲	\$29.45	33.4%
Molida	\$ 85.58	\$104.22	\$113.44	▼	-\$9.22	-8.1%	▲	\$18.64	21.8%
Pierna	\$ 68.70	\$82.33	\$79.17	▲	\$3.16	4.0%	▲	\$13.63	19.8%

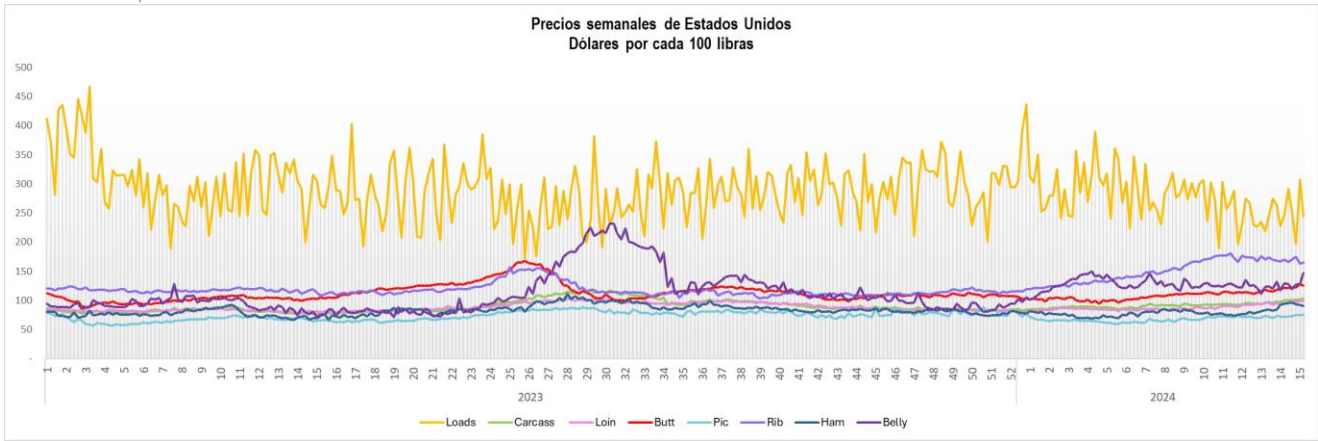
Fuente: Opormex con datos de SNIIM y PROFECO



Fuente: OPORMEX, con datos propios

Mercado de estados unidos									
Precio del cerdo en Estados Unidos (Dólares/libra)									
Año	2023		2024		Variación				
Semana	15	15	14						
Periodo	Último	Último	Anterior	Semanal		Anual			
	10-14 abr	08-12 abr	01-05 abr	(Dólares)	(%)	(Dólares)	(%)		
(Carcass) Weighted Average Price	\$ 71.38	\$88.87	\$84.97	📈	\$3.90	4.590%	📈	\$17.49	\$0.25
LIVE HOG									
Carcass, Prior Day		\$100.85							
Dorchester		\$54.80	\$56.00	📉	-\$1.20	-2.14%			
Illinois		\$59.20	\$54.00	📈	\$5.20	9.63%			
Primal Cutout*									
Loads	\$ 279.84	\$259.09	\$245.92	📈	\$13.17	5.4%	📉	-\$20.75	-\$0.07
Carcass	\$ 77.27	\$100.76	\$96.89	📈	\$3.86	4.0%	📈	\$23.49	\$0.30
Loin	\$ 80.94	\$97.45	\$94.39	📈	\$3.06	3.2%	📈	\$16.50	\$0.20
Butt	\$ 103.16	\$122.79	\$117.51	📈	\$5.28	4.5%	📈	\$19.63	\$0.19
Picnic	\$ 65.92	\$73.25	\$72.30	📈	\$0.96	1.3%	📈	\$7.33	\$0.11
Rib	\$ 113.62	\$168.89	\$169.58	📉	-\$0.69	-0.4%	📈	\$55.27	\$0.49
Ham	\$ 71.06	\$94.00	\$85.59	📈	\$8.42	9.8%	📈	\$22.94	\$0.32
Belly	\$ 75.63	\$126.51	\$123.40	📈	\$3.11	2.5%	📈	\$50.88	\$0.67

Fuente: Opormex con datos de porkcheckoff y United States Department of Agriculture (USDA)
 Nota: * Dólares por cada 100 libras



FUTURES-QUOTES								
Lean Hog								
CIERRE CME (MIÉRCOLES 17/04/2024)								
MONTH	LAST	CHANGE	PRIOR STTLE	OPEN	HIGH	LOW	VOLUME	UPDATED
MAY 2024 HEK4	94.650	-0.075 (-0.08%)	94.725	94.750	95.125	94.000	642	16:38:40 CT 17 Apr 2024
JUN 2024 HEM4	102.550	-0.275 (-0.27%)	102.825	102.800	103.550	102.275	15,897	16:37:21 CT 17 Apr 2024
JUL 2024 HEN4	104.100	+0.075 (+0.07%)	104.025	104.125	104.850	103.800	4,430	16:38:54 CT 17 Apr 2024
AUG 2024 HEQ4	101.800	+0.200 (+0.20%)	101.600	101.625	102.500	101.525	3,570	16:38:29 CT 17 Apr 2024
OCT 2024	85.500	-0.050 (-0.06%)	85.550	85.525	86.100	85.200	2,389	16:38:21 CT 17 Apr 2024
DEC HEZ4	76.750	UNCH (UNCH)	76.750	76.750	77.100	76.350	1125.000	16:38:06 CT 17 Apr 2024

Fuente: tomado de CME Group

Precio de los insumos (\$/toneladas)									
Año	2023		2024		Variación				
Semana	15	15	14						
Periodo	Último	Último	Anterior	Semanal		Anual			
	10-14 abr	08-12 abr	01-05 abr	(pesos)	(%)	(pesos)	(%)		
Maíz	\$6,780	\$4,840	\$4,950	📉	-\$110.0	-2.2%	📉	-\$1,940.0	-28.6%
Pasta de Soya	\$10,750	\$7,810	\$8,050	📉	-\$240.0	-3.0%	📉	-\$2,940.0	-27.3%
Sorgo	\$6,280	\$4,550	\$4,700	📉	-\$150.0	-3.2%	📉	-\$1,730.0	-27.5%

Fuente: Opormex con datos de ANFACA

