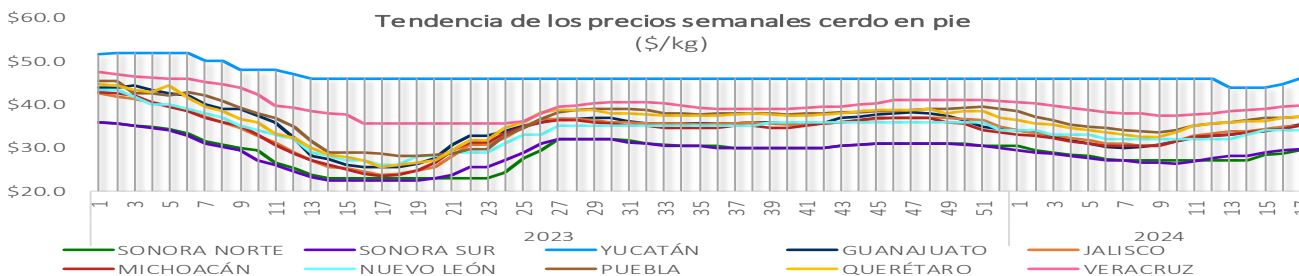
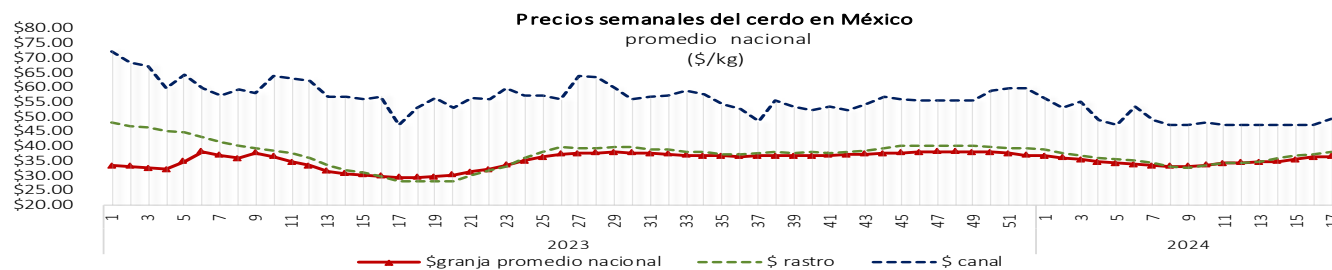


Mercdo Nacional									
Año	2023		2024		Variación				
Semana	17		17	16	Semanal		Anual		
Periodo	Último	Último	Último	Anterior	(pesos)		(pesos)		
	24-28 abr	22-26 abr	22-26 abr	15-19 abr	(pesos)	(%)	(pesos)	(%)	
Precios del cerdo promedio nacional (\$/kg)									
Granja	\$ 29.21	\$36.60	\$36.31	▲	\$0.29	0.8%	▲	\$7.39	25.3%
Rastro SNIIM	\$ 28.05	\$38.10	\$37.20	▲	\$0.90	2.4%	▲	\$10.05	35.8%
Canal SNIIM	\$ 47.50	\$49.50	\$47.50	▲	\$2.00	4.2%	▲	\$2.00	4.2%
Precios del cerdo en granja promedio por región (\$/kg)									
Guanajuato	\$ 25.45	\$35.42	\$34.50	▲	\$0.92	2.7%	▲	\$9.97	39.2%
Jalisco	\$ 23.69	\$35.13	\$34.93	▲	\$0.20	0.6%	▲	\$11.44	48.3%
Michoacán	\$ 23.50	\$35.00	\$34.30	▲	\$0.70	2.0%	▲	\$11.50	48.9%
Nuevo León	\$ 26.00	\$34.00	\$34.00	↔	\$0.00	0.0%	▲	\$8.00	30.8%
Puebla	\$ 28.40	\$37.20	\$37.00	▲	\$0.20	0.5%	▲	\$8.80	31.0%
Querétaro	\$ 25.50	\$37.13	\$37.03	▲	\$0.10	0.3%	▲	\$11.63	45.6%
Sonora	\$ 22.75	\$29.67	\$29.11	▲	\$0.56	1.9%	▲	\$6.92	30.4%
Veracruz	\$ 35.50	\$39.83	\$39.50	▲	\$0.33	0.8%	▲	\$4.33	12.2%
Yucatán	\$ 46.00	\$46.00	\$44.67	▲	\$1.33	3.0%	↔	\$0.00	0.0%
Precios al mayoreo (\$/kg)									
Cabeza	\$ 27.13	\$29.13	\$28.53	▲	\$0.60	2.1%	▲	\$2.00	7.4%
Chuleta ahumada	\$ 63.40	\$68.22	\$68.20	▲	\$0.02	0.0%	▲	\$4.82	7.6%
Espinazo	\$ 55.47	\$56.73	\$56.67	▲	\$0.06	0.1%	▲	\$1.26	2.3%
Lomo	\$ 70.00	\$77.80	\$77.67	▲	\$0.13	0.2%	▲	\$7.80	11.1%
Pierna	\$ 52.93	\$61.33	\$60.07	▲	\$1.26	2.1%	▲	\$8.40	15.9%
Precios al consumidor Nacional PROFECO (\$/kg)									
Cabeza	\$ 51.00	\$51.97	\$50.68	▲	\$1.29	2.5%	▲	\$0.97	1.9%
Chuleta natural	\$ 97.94	\$109.71	\$111.36	▼	-\$1.65	-1.5%	▲	\$11.77	12.0%
Entrecot ahumado	\$ 120.67	\$122.22	\$118.02	▲	\$4.20	3.6%	▲	\$1.55	1.3%
Espinazo	\$ 98.16	\$110.79	\$95.49	▲	\$15.30	16.0%	▲	\$12.63	12.9%
Lomo	\$ 127.27	\$126.66	\$125.37	▲	\$1.29	1.0%	▼	-\$0.61	-0.5%
Manitas	\$ 61.08	\$64.05	\$64.63	▼	-\$0.58	-0.9%	▲	\$2.97	4.9%
Milanesa	\$ 113.06	\$121.54	\$119.95	▲	\$1.59	1.3%	▲	\$8.48	7.5%
Molida	\$ 109.72	\$106.49	\$101.02	▲	\$5.47	5.4%	▼	-\$3.23	-2.9%
Pierna	\$ 77.79	\$78.96	\$79.36	▼	-\$0.40	-0.5%	▲	\$1.17	1.5%

Fuente: Opormex con datos de SNIIM y PROFECO



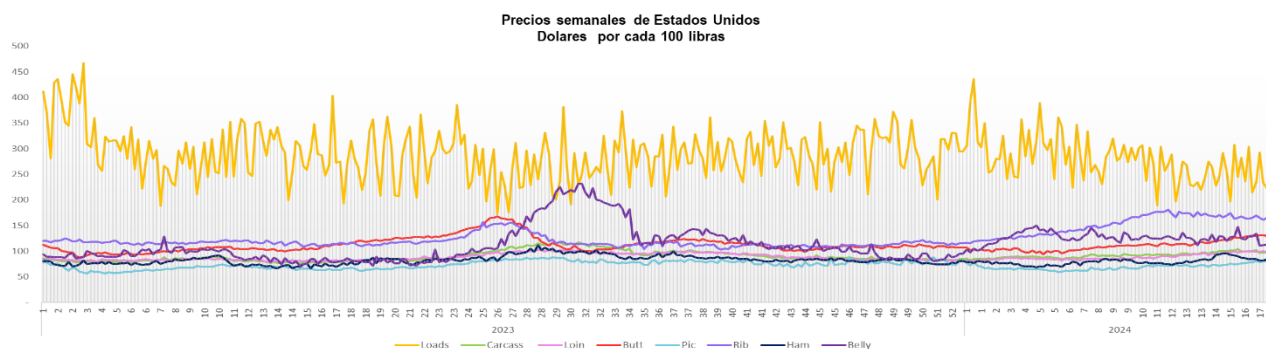
Fuente: OPORMEX, con datos propios

Mercado de estados unidos
Precio del cerdo en Estados Unidos (Dólares/libra)

Año	2023	2024		Variación				
Semana	16	16	15	Semanal		Anual		
Periodo	Último	Último	Anterior					
	24-28 abr	22-26 abr	15-19 abr	(Dólares)	(%)	(Dólares)	(%)	
(Carcass) Weighted Average Price	\$ 69.26	\$90.55	\$88.43	🟢	\$2.12	2.397%	🟢	\$21.29
LIVE HOG								
Carcass, Prior Day		\$99.22	\$101.24	🔴	-\$2.02	-1.991%		
Dorchester		\$52.00	\$52.00	🟡	\$0.00	0.00%		
Illinois		\$61.00	\$61.00	🟡	\$0.00	0.00%		
Primal Cutout*								
Loads	\$ 282.33	\$247.94	\$256.25	🔴	-\$8.31	-3.2%	🔴	-\$34.39
Carcass	\$ 79.12	\$98.19	\$100.55	🔴	-\$2.36	-2.3%	🟢	\$19.07
Loin	\$ 81.69	\$98.83	\$98.88	🔴	-\$0.05	-0.1%	🟢	\$17.14
Butt	\$ 112.40	\$130.41	\$127.47	🟢	\$2.94	2.3%	🟢	\$18.01
Picnic	\$ 64.39	\$80.38	\$76.62	🟢	\$3.76	4.9%	🟢	\$15.99
Rib	\$ 113.99	\$165.30	\$165.15	🟢	\$0.15	0.1%	🟢	\$51.31
Ham	\$ 72.59	\$82.41	\$86.45	🔴	-\$4.04	-4.7%	🟢	\$9.82
Belly	\$ 79.91	\$117.13	\$130.35	🔴	-\$13.22	-10.1%	🟢	\$37.22

Fuente: Opomex con datos de porkcheckoff y United States Department of Agriculture (USDA)

Nota: * Dólares por cada 100 libras



FUTURES-QUOTES
Lean Hog
CIERRE CME (JUEVES 02/05/2024)

MONTH	LAST	CHANGE		PRIOR STTLE	OPEN	HIGH	LOW	VOLUME	UPDATED
Lean Hog	99.725	-0.7	(-0.70%)					24,384	
MAY 2024									
HEK4	93.025	UNCH	UNCH	93.025	92.775	93.125	92.450	726	13:04:55 CT 02-may-24
JUN 2024									
HEM4	99.725	-0.700	(-0.70%)	100.425	100.050	100.675	99.375	24,384	13:04:59 CT 02-may-24
JUL 2024									
HEN4	103.375	-0.250	(-0.24%)	103.625	103.425	104.175	102.900	9,575	13:04:55 CT 02-may-24
AUG 2024									
HEQ4	102.000	-0.150	(-0.15%)	102.150	181.750	102.550	101.425	6,472	13:04:55 CT 02-may-24
OCT 2024									
HEZ4	84.700	84.700	(+0.36%)	84.400	8.300	85.200	83.850	4,627	13:04:59 CT 02-may-24
DEC									
HEZ4	76.525	76.525	(+0.76%)	75.950	75.500	76.800	75.500	5,507	13:04:59 CT 02-may-24

Fuente: tomado de CME Group

Precio de los insumos
(\$/toneladas)

Año	2023	2024		Variación				
Semana	17	17	16	Semanal		Anual		
Periodo	Último	Último	Anterior					
	24-28 abr	22-26 abr	15-19 abr	(pesos)	(%)	(pesos)	(%)	
Maíz	\$6,600	\$4,840	\$5,100	🔴	-\$260.0	-5.1%	🔴	-\$1,760.0
Pasta de Soya	\$10,750	\$7,810	\$8,130	🔴	-\$320.0	-3.9%	🔴	-\$2,940.0
Sorgo	\$6,200	\$4,550	\$4,570	🔴	-\$20.0	-0.4%	🔴	-\$1,650.0

Fuente: Opomex con datos de ANFACA

