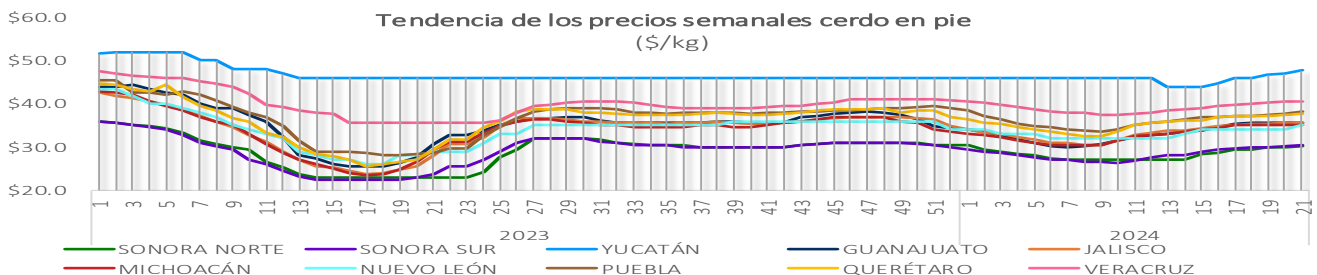
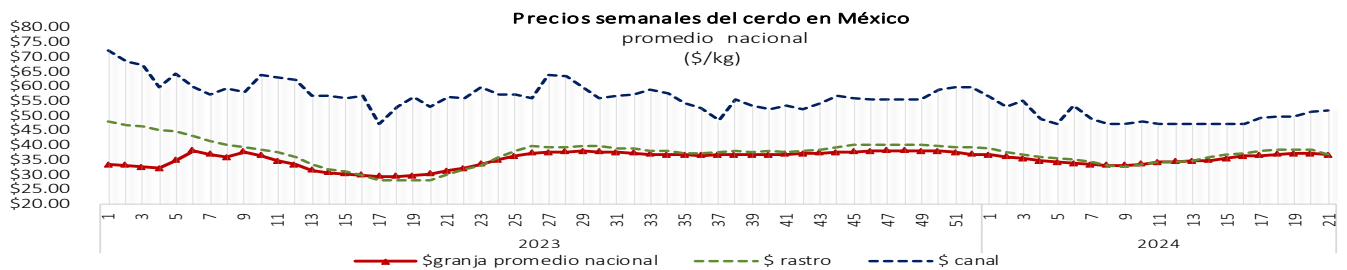


Mercado Nacional									
Año	2023		2024		Variación				
Semana	21		20		Semanal		Anual		
Periodo	Último	Último	Anterior						
	22-26 may	20-24 may	13-17 may		(pesos)	(%)	(pesos)	(%)	
Precios del cerdo promedio nacional (\$/kg)									
Granja	\$ 23.80	\$36.81	\$37.13	↔	-\$0.32	-0.9%	↕	\$13.01	54.7%
Rastro SNIIM	\$ 30.10	\$37.00	\$38.50	↔	-\$1.50	-3.9%	↕	\$6.90	22.9%
Canal SNIIM	\$ 56.30	\$52.00	\$51.60	↕	\$0.40	0.8%	↕	-\$4.30	-7.6%
Precios del cerdo en granja promedio por región (\$/kg)									
Guanajuato	\$ 30.75	\$35.50	\$35.50	↔	\$0.00	0.0%	↕	\$4.75	15.4%
Jalisco	\$ 28.00	\$35.70	\$35.50	↕	\$0.20	0.6%	↕	\$7.70	27.5%
Michoacán	\$ 29.50	\$35.00	\$35.00	↔	\$0.00	0.0%	↕	\$5.50	18.6%
Nuevo León	\$ 29.00	\$35.00	\$34.00	↕	\$1.00	2.9%	↕	\$6.00	20.7%
Puebla	\$ 28.63	\$38.30	\$37.80	↕	\$0.50	1.3%	↕	\$9.67	33.8%
Querétaro	\$ 29.50	\$37.70	\$37.50	↕	\$0.20	0.5%	↕	\$8.20	27.8%
Sonora	\$ 23.38	\$30.31	\$30.15	↕	\$0.16	0.5%	↕	\$6.93	29.6%
Veracruz	\$ 35.50	\$40.67	\$40.50	↕	\$0.17	0.4%	↕	\$5.17	14.6%
Yucatán	\$ 46.00	\$47.67	\$47.00	↕	\$0.67	1.4%	↕	\$1.67	3.6%
Precios al mayoreo (\$/kg)									
Cabeza	\$ 28.40	\$27.80	\$27.67	↕	\$0.13	0.5%	↕	-\$0.60	-2.1%
Chuleta ahumada	\$ 66.80	\$68.00	\$68.60	↕	-\$0.60	-0.9%	↕	\$1.20	1.8%
Espinazo	\$ 57.33	\$54.73	\$55.80	↕	-\$1.07	-1.9%	↕	-\$2.60	-4.5%
Lomo	\$ 72.27	\$78.00	\$78.33	↕	-\$0.33	-0.4%	↕	\$5.73	7.9%
Pierna	\$ 55.80	\$59.87	\$59.60	↕	\$0.27	0.5%	↕	\$4.07	7.3%
Precios al consumidor Nacional PROFECO (\$/kg)									
Cabeza	\$ 49.17	\$51.00	\$51.03	↕	-\$0.03	-0.1%	↕	\$1.83	3.7%
Chuleta natural	\$ 100.21	\$111.20	\$110.99	↕	\$0.21	0.2%	↕	\$10.99	11.0%
Entrecot ahumado	\$ 120.91	\$121.55	\$120.96	↕	\$0.59	0.5%	↕	\$0.64	0.5%
Espinazo	\$ 94.08	\$95.13	\$96.80	↕	-\$1.67	-1.7%	↕	\$1.05	1.1%
Lomo	\$ 124.45	\$127.61	\$124.13	↕	\$3.48	2.8%	↕	\$3.16	2.5%
Manitas	\$ 58.67	\$65.07	\$65.65	↕	-\$0.58	-0.9%	↕	\$6.40	10.9%
Milanesa	\$ 115.80	\$117.14	\$119.57	↕	-\$2.43	-2.0%	↕	\$1.34	1.2%
Molida	\$ 110.00	\$110.49	\$97.93	↕	\$12.56	12.8%	↕	\$0.49	0.4%
Pierna	\$ 76.58	\$79.41	\$81.92	↕	-\$2.51	-3.1%	↕	\$2.83	3.7%

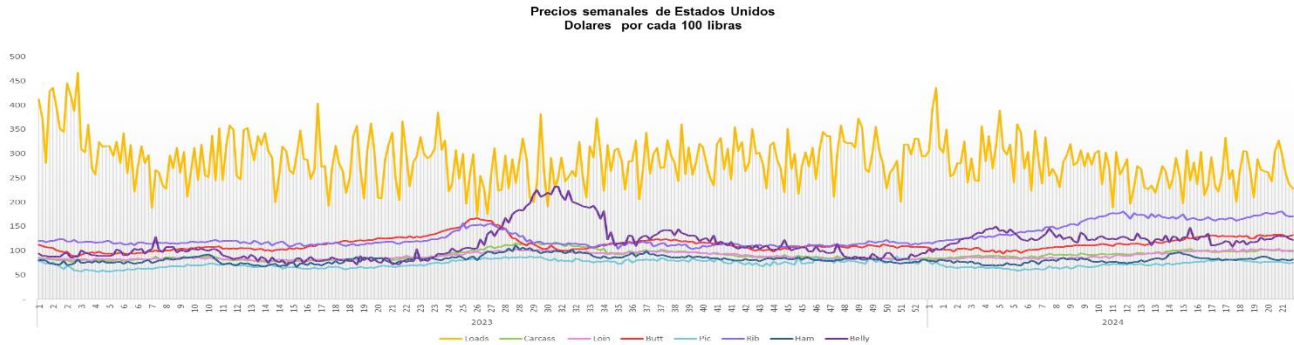
Fuente: Opormex con datos de SNIIM y PROFECO



Fuente: OPORMEX, con datos propios

Mercado de estados unidos									
Precio del cerdo en Estados Unidos (Dólares/libra)									
Año	2023		2024		Variación				
Semana	21	21	20						
Periodo	Último	Último	Anterior	Semanal			Anual		
	22-26 may	20-24 may	13-17 may	(Dólares)	(%)	(Dólares)	(%)		
(Carcass) Weighted Average Price	\$ 79.54	\$87.47	\$89.10	🔴	-\$1.63	-1.829%	🟢	\$7.93	10%
LIVE HOG									
Carcass, Prior Day		\$100.08	\$100.98	🔴	-\$0.90	-0.891%			
Dorchester		\$50.00	\$50.00	🟡	\$0.00	0.00%			
Illinois		\$61.00	\$61.00	🟡	\$0.00	0.00%			
Primal Cutout*									
Loads	\$ 280.43	\$269.55	\$269.19	🟢	\$0.36	0.1%	🔴	-\$10.88	-4%
Carcass	\$ 82.51	\$100.07	\$101.32	🔴	-\$1.24	-1.2%	🟢	\$17.57	21%
Loin	\$ 84.91	\$100.73	\$102.22	🔴	-\$1.49	-1.5%	🟢	\$15.82	19%
Butt	\$ 126.19	\$131.50	\$131.99	🔴	-\$0.49	-0.4%	🟢	\$5.30	4%
Picnic	\$ 67.71	\$75.61	\$76.24	🔴	-\$0.63	-0.8%	🟢	\$7.91	12%
Rib	\$ 116.98	\$174.89	\$175.64	🔴	-\$0.75	-0.4%	🟢	\$57.91	50%
Ham	\$ 76.74	\$81.26	\$84.44	🔴	-\$3.18	-3.8%	🟢	\$4.51	6%
Belly	\$ 77.14	\$127.36	\$126.05	🟢	\$1.31	1.0%	🟢	\$50.22	65%

Fuente: Opormex con datos de porkcheckoff y United States Department of Agriculture (USDA)
 Nota: * Dólares por cada 100 libras



FUTURES-QUOTES									
Lean Hog									
CIERRE CME (MIÉRCOLES 29/05/2024)									
Lean Hog HEQ4	95.975	-0.125	(-0.13%)					9,860	
MONTH	LAST	CHANGE		PRIOR SETTLE	OPEN	HIGH	LOW	VOLUME	UPDATED
JUN 2024 HEM4	93.775	-0.025	(-0.03%)	93.800	94.825	94.925	93.525	10,956	16:37:23 CT 29-may-24
JUL 2024 HEN4	96.325	-0.200	(-0.21%)	96.525	97.725	97.800	95.975	17,644	16:38:56 CT 29-may-24
AUG 2024 HEQ4	95.975	-0.125	(-0.13%)	96.100	97.125	97.225	95.600	9,860	13:04:58 CT 29-may-24
OCT 2024	82.350	-0.150	(-0.18%)	82.500	83.200	83.425	82.050	4,459	16:38:32 CT 29-may-24
DEC HEZ4	76.125	-0.275	(-0.36%)	76.400	76.900	77.000	75.950	3,366	16:38:24 CT 29-may-24

Fuente: tomado de CME Group

Precio de los insumos (\$/toneladas)									
Año	2023		2024		Variación				
Semana	21	21	20						
Periodo	Último	Último	Anterior	Semanal			Anual		
	22-26 may	20-24 may	13-17 may	(pesos)	(%)	(pesos)	(%)		
Maíz	6380	5,150	5,250	🔴	-\$100.0	-1.9%	🔴	-\$1,230.0	-19.3%
Pasta de Soya	9150	8,550	8,450	🟢	\$100.0	1.2%	🔴	-\$600.0	-6.6%
Sorgo	5450	4,430	4,480	🔴	-\$50.0	-1.1%	🔴	-\$1,020.0	-18.7%

Fuente: Opormex con datos de ANFACA

