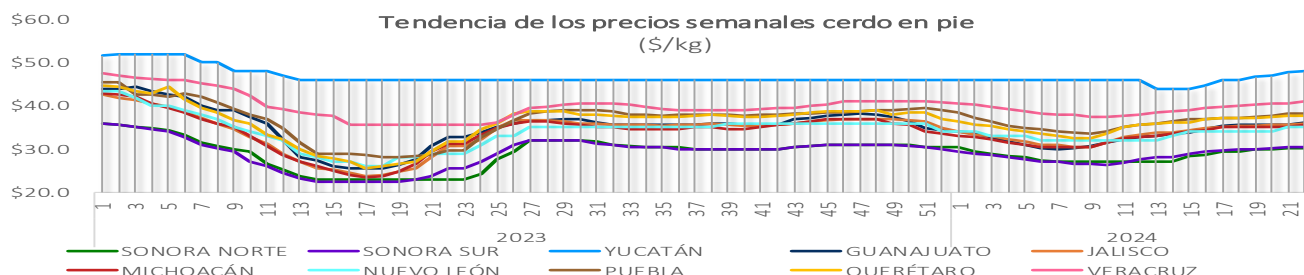
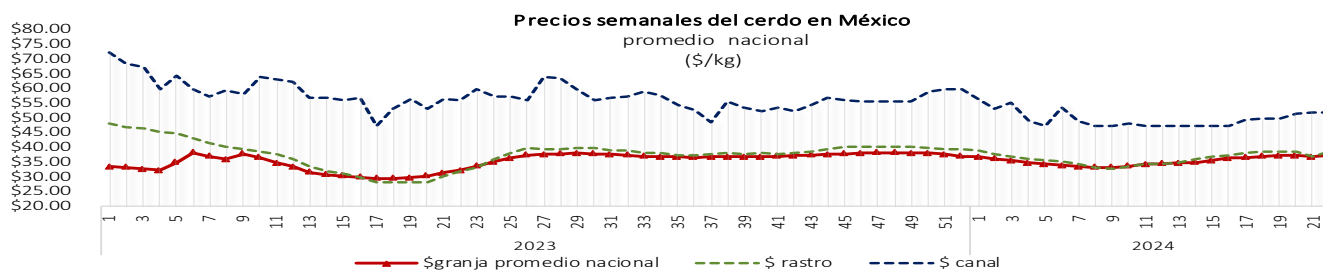


Mercado Nacional									
Año	2024			Variación					
Semana	22	21	20	Semanal			Anual		
Periodo	Último	Último	Anterior	(pesos)		(%)	(pesos)		(%)
	29 may-02 jun	27-31 may	20-24 may						
Precios del cerdo promedio nacional (\$/kg)									
Granja	\$ 32.03	\$37.21	\$36.81	↑	\$0.40	1.1%	↑	\$5.18	16.2%
Rastro SNIIM	\$ 31.70	\$38.50	\$37.00	↑	\$1.50	4.1%	↑	\$6.80	21.5%
Canal SNIIM	\$ 55.90	\$52.00	\$52.00	↔	\$0.00	0.0%	↓	-\$3.90	-7.0%
Precios del cerdo en granja promedio por región (\$/kg)									
Guanajuato	\$ 32.85	\$36.00	\$35.50	↑	\$0.50	1.4%	↑	\$3.15	9.6%
Jalisco	\$ 30.67	\$35.80	\$35.70	↑	\$0.10	0.3%	↑	\$5.13	16.7%
Michoacán	\$ 31.25	\$35.50	\$35.00	↑	\$0.50	1.4%	↑	\$4.25	13.6%
Nuevo León	\$ 29.00	\$35.00	\$35.00	↔	\$0.00	0.0%	↑	\$6.00	20.7%
Puebla	\$ 29.75	\$38.30	\$38.30	↔	\$0.00	0.0%	↑	\$8.55	28.7%
Querétaro	\$ 31.75	\$37.73	\$37.70	↑	\$0.03	0.1%	↑	\$5.98	18.8%
Sonora	\$ 24.45	\$30.34	\$30.31	↑	\$0.03	0.1%	↑	\$5.89	24.1%
Veracruz	\$ 35.50	\$41.00	\$40.67	↑	\$0.33	0.8%	↑	\$5.50	15.5%
Yucatán	\$ 46.00	\$48.00	\$47.67	↑	\$0.33	0.7%	↑	\$2.00	4.3%
Precios al mayoreo (\$/kg)									
Cabeza	\$ 26.80	\$28.11	\$27.80	↑	\$0.31	1.1%	↑	\$1.31	4.9%
Chuleta ahumada	\$ 60.30	\$68.00	\$68.00	↔	\$0.00	0.0%	↑	\$7.70	12.8%
Espinazo	\$ 51.53	\$54.44	\$54.73	↓	-\$0.29	-0.5%	↑	\$2.91	5.6%
Lomo	\$ 68.13	\$78.00	\$78.00	↔	\$0.00	0.0%	↑	\$9.87	14.5%
Pierna	\$ 56.80	\$60.11	\$59.87	↑	\$0.24	0.4%	↑	\$3.31	5.8%
Precios al consumidor Nacional PROFECO (\$/kg)									
Cabeza	\$ 49.85	\$51.45	\$51.00	↑	\$0.45	0.9%	↑	\$1.60	3.2%
Chuleta natural	\$ 99.69	\$110.95	\$111.20	↓	-\$0.25	-0.2%	↑	\$11.25	11.3%
Entrecot ahumado	\$ 122.45	\$123.77	\$121.55	↑	\$2.22	1.8%	↑	\$1.32	1.1%
Espinazo	\$ 94.97	\$98.35	\$95.13	↑	\$3.22	3.4%	↑	\$3.38	3.6%
Lomo	\$ 125.38	\$128.90	\$127.61	↑	\$1.29	1.0%	↑	\$3.52	2.8%
Manitas	\$ 57.50	\$65.72	\$65.07	↑	\$0.65	1.0%	↑	\$8.22	14.3%
Milanesa	\$ 113.71	\$117.51	\$117.14	↑	\$0.37	0.3%	↑	\$3.79	3.3%
Molida	\$ 111.52	\$112.80	\$110.49	↑	\$2.31	2.1%	↑	\$1.28	1.1%
Pierna	\$ 82.55	\$84.56	\$79.41	↑	\$5.15	6.5%	↑	\$2.00	2.4%

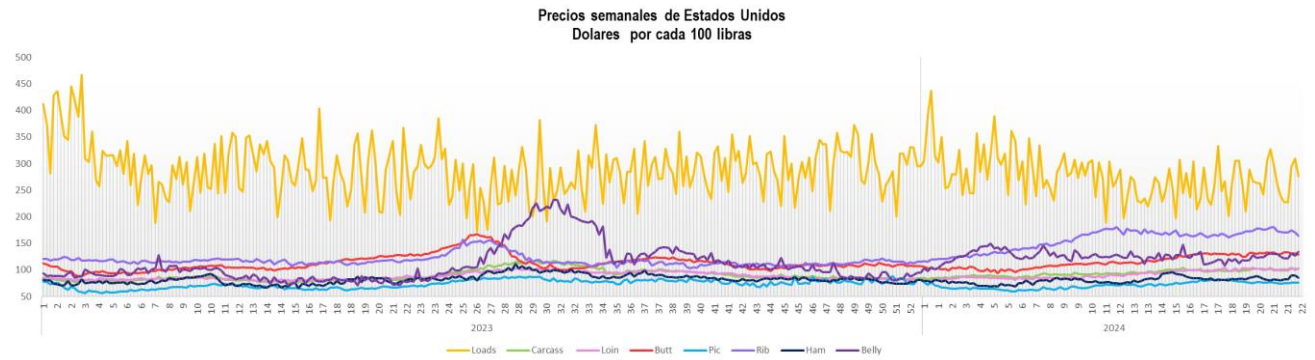
Fuente: Opormex con datos de SNIIM y PROFECO



Fuente: OPORMEX, con datos propios

Mercado de estados unidos										
Precio del cerdo en Estados Unidos (Dólares/libra)										
Año	2023		2024			Variación				
Semana	22		22	21		Semanal			Anual	
Periodo	Último	Último	Último	Anterior		(Dólares)		(%)	(Dólares) (%)	
	29 may-02 jun	27-31 may	20-24 may							
(Carcass) Weighted Average Price	\$ 82.53	\$87.79	\$87.47			🟢	\$0.31	0.356%	🟢	\$5.26 6%
LIVE HOG										
Carcass, Prior Day		\$102.99	\$100.08			🟢	\$2.91	2.910%		
Dorchester		\$51.25	\$50.00			🟢	\$1.25	2.50%		
Illinois		\$61.00	\$61.00			🟡	\$0.00	0.00%		
Primal Cutout*										
Loads	\$ 295.09	\$295.95	\$269.55			🟢	\$26.41	9.8%	🟢	\$0.87 0%
Carcass	\$ 84.84	\$102.59	\$100.07			🟢	\$2.51	2.5%	🟢	\$17.75 21%
Loin	\$ 87.42	\$102.08	\$100.73			🟢	\$1.35	1.3%	🟢	\$14.66 17%
Butt	\$ 127.44	\$130.36	\$131.50			🔴	-\$1.14	-0.9%	🟢	\$2.92 2%
Picnic	\$ 69.23	\$76.07	\$75.61			🟢	\$0.46	0.6%	🟢	\$6.84 10%
Rib	\$ 118.11	\$168.52	\$174.89			🔴	-\$6.37	-3.6%	🟢	\$50.41 43%
Ham	\$ 80.97	\$88.97	\$81.26			🟢	\$7.71	9.5%	🟢	\$8.00 10%
Belly	\$ 78.19	\$131.12	\$127.36			🟢	\$3.76	2.9%	🟢	\$52.93 68%

Fuente: Opormex con datos de porkcheckoff y United States Department of Agriculture (USDA)
 Nota: * Dólares por cada 100 libras



FUTURES-QUOTES									
Lean Hog									
CIERRE CME (JUEVES 06/06/2024)									
Lean Hog HEQ4	91.725	+0.100	(+0.11%)					19,098	
MONTH	LAST	CHANGE		PRIOR SETTLE	OPEN	HIGH	LOW	VOLUME	UPDATED
JUN 2024 HEM4	92.250	+0.150	(+0.16%)	-	91.800	92.375	91.800	5,512	13:04:53 CT 06-jun-24
JUL 2024 HEN4	92.875	+0.675	(+0.73%)	-	92.175	93.275	91.825	25,398	13:04:56 CT 06-jun-24
AUG 2024 HEQ4	91.725	+0.100	(+0.11%)	-	92.000	92.450	90.875	19,098	14:06:52 CT 06-jun-24
OCT 2024 HEV4	79.200	-0.225	(-0.28%)	-	79.250	80.000	78.575	7,744	13:04:56 CT 06-jun-24
DEC HEZ4	73.475	-0.050	(-0.07%)	-	73.025	73.950	72.750	3,920	13:04:55 CT 06-jun-24

Fuente: tomado de CME Group

Precio de los insumos (\$/toneladas)							
Año	2023		2024			Variación	
Semana	22		22	21			
Periodo	Último	Último	Último	Anterior		Semanal	
	29 may-02 jun	27-31 may	20-24 may			(pesos)	(%)
						(pesos)	(%)
Maíz	6,250	5,030	5,150			🔴	-\$120.0 -2.3%
Pasta de Soya	8,940	8,550	8,550			🟡	\$0.0 0.0%
Sorgo	5,280	4,380	4,430			🔴	-\$50.0 -1.1%
						🔴	-\$1,220.0 -19.5%
						🔴	-\$390.0 -4.4%
						🔴	-\$900.0 -17.0%

Fuente: Opormex con datos de ANFACA

