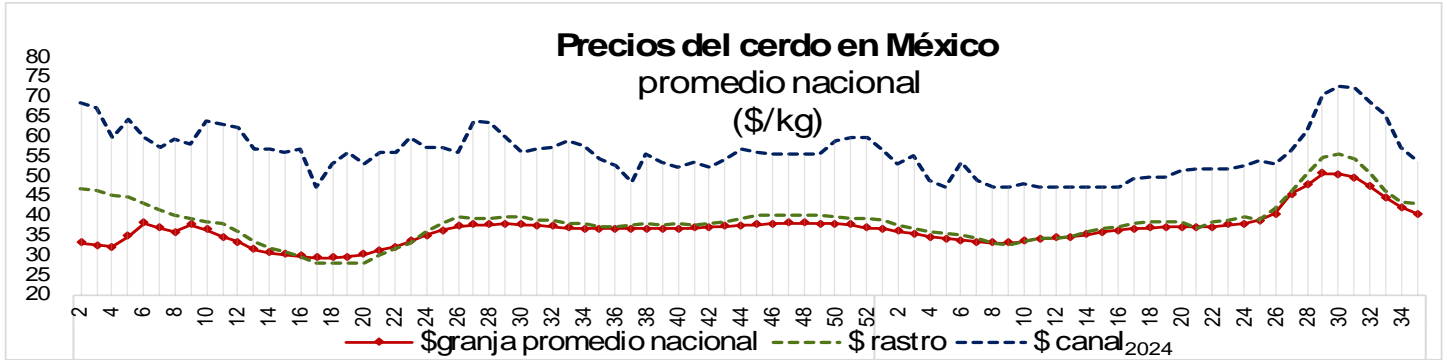




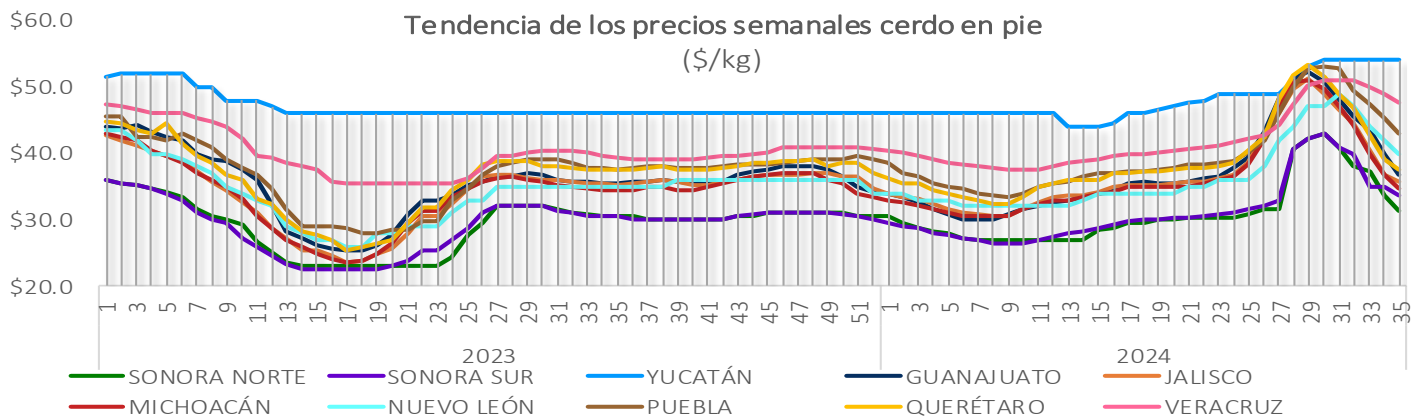
**Precios del cerdo en México**  
(promedio nacional \$/kg)

Año	2023		2024		Variación			
	Semana 35		35	34	Semanal		Anual	
	Último	28-01 sep	Último	Anterior	(pesos)	(%)	(pesos)	(%)
<b>Granja</b>	\$ 36.70		\$40.55	\$42.18	↓ -\$1.63	-3.9%	↑ \$3.85	10.5%
<b>Rastro SNIIM</b>	\$ 37.50		\$43.00	\$43.50	↓ -\$0.50	-1.1%	↑ \$5.50	14.7%
<b>Canal SNIIM</b>	\$ 54.40		\$53.90	\$57.50	↓ -\$3.60	-6.3%	↓ -\$0.50	-0.9%



**Precios del cerdo en granja**  
(promedio por región \$/kg)

Año	2023		2024		Variación			
	Semana 35		35	34	Semanal		Anual	
	Último	28-01 sep	Último	Anterior	(pesos)	(%)	(pesos)	(%)
<b>Guanajuato</b>	\$ 35.50		\$36.83	\$40.00	↓ -\$3.17	-7.9%	↑ \$1.33	3.8%
<b>Jalisco</b>	\$ 35.36		\$35.64	\$36.79	↓ -\$1.14	-3.1%	↑ \$0.29	0.8%
<b>Michoacán</b>	\$ 34.50		\$34.83	\$36.67	↓ -\$1.83	-5.0%	↑ \$0.33	1.0%
<b>Nuevo León</b>	\$ 35.00		\$40.00	\$42.00	↓ -\$2.00	-4.8%	↑ \$5.00	14.3%
<b>Puebla</b>	\$ 37.67		\$43.00	\$45.33	↓ -\$2.33	-5.1%	↑ \$5.33	14.2%
<b>Querétaro</b>	\$ 37.50		\$37.67	\$39.19	↓ -\$1.52	-3.9%	↑ \$0.17	0.4%
<b>Sonora</b>	\$ 30.50		\$32.50	\$34.33	↓ -\$1.83	-5.3%	↑ \$2.00	6.6%
<b>Veracruz</b>	\$ 39.33		\$47.67	\$49.00	↓ -\$1.33	-2.7%	↑ \$8.33	21.2%
<b>Yucatán</b>	\$ 46.00		\$54.00	\$54.00	↔ \$0.00	0.0%	↑ \$8.00	17.4%



Fuente: OPORMEX, con datos propios

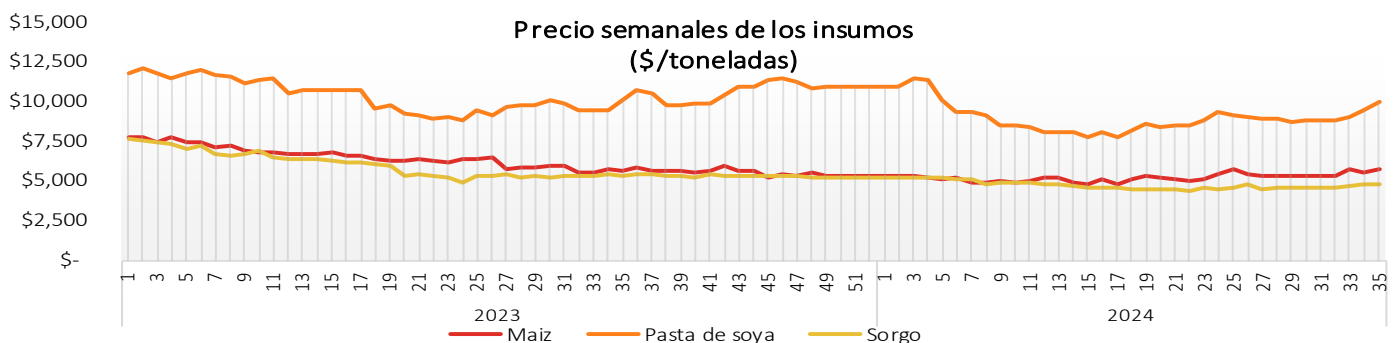


Precios al mayoreo SNIIM (\$/kg)									
Año	2023	2024		Variación					
Semana	35	35	34	Semanal			Anual		
Periodo	Último	Último	Anterior						
	28-01 sep	26-30 ago	19-23 ago	(pesos)	(%)	(pesos)	(%)	(pesos)	(%)
<b>Cabeza</b>	\$ 32.20	\$38.67	\$38.07	↑	\$0.60	1.6%	↑	\$6.47	20.1%
<b>Chuleta ahumada</b>	\$ 63.20	\$79.89	\$83.13	↓	-\$3.24	-3.9%	↑	\$16.69	26.4%
<b>Espinazo</b>	\$ 58.13	\$70.60	\$73.93	↓	-\$3.33	-4.5%	↑	\$12.47	21.4%
<b>Lomo</b>	\$ 80.07	\$84.67	\$92.00	↓	-\$7.33	-8.0%	↑	\$4.60	5.7%
<b>Pierna</b>	\$ 62.60	\$70.20	\$75.73	↓	-\$5.53	-7.3%	↑	\$7.60	12.1%

Precios al consumidor (nacional PROFECO \$/kg)									
Año	2023	2024		Variación					
Semana	35	35	34	Semanal			Anual		
Periodo	Último	Último	Anterior						
	28-01 sep	26-30 ago	19-23 ago	(pesos)	(%)	(pesos)	(%)	(pesos)	(%)
<b>Cabeza</b>	\$ 50.31	\$51.90	\$51.74	↑	\$0.16	0.3%	↑	\$1.59	3.2%
<b>Chuleta natural</b>	\$ 102.44	\$118.03	\$114.82	↑	\$3.20	2.8%	↑	\$15.58	15.2%
<b>Entrecot ahumado</b>	\$ 116.06	\$127.69	\$128.03	↓	-\$0.34	-0.3%	↑	\$11.63	10.0%
<b>Espinazo</b>	\$ 91.62	\$100.58	\$101.54	↓	-\$0.97	-1.0%	↑	\$8.95	9.8%
<b>Lomo</b>	\$ 125.18	\$134.52	\$136.60	↓	-\$2.07	-1.5%	↑	\$9.35	7.5%
<b>Manitas</b>	\$ 59.66	\$69.22	\$69.36	↓	-\$0.14	-0.2%	↑	\$9.56	16.0%
<b>Milanesa</b>	\$ 117.28	\$128.25	\$122.97	↑	\$5.28	4.3%	↑	\$10.98	9.4%
<b>Molida</b>	\$ 111.93	\$116.06	\$118.66	↓	-\$2.60	-2.2%	↑	\$4.13	3.7%
<b>Pierna</b>	\$ 78.28	\$86.16	\$85.12	↑	\$1.05	1.2%	↑	\$7.88	10.1%

Precios de los insumos (\$/kg)									
Año	2023	2024		Variación					
Semana	35	35	34	Semanal			Anual		
Periodo	Último	Último	Anterior						
	28-01 sep	26-30 ago	19-23 ago	(pesos)	(%)	(pesos)	(%)	(pesos)	(%)
<b>Maíz</b>	\$ 5,620.00	\$5,800.00	\$5,530.00	↑	\$270.0	4.9%	↑	\$180.0	3.2%
<b>Pasta de Soya</b>	\$ 10,130.00	\$10,000.00	\$9,500.00	↑	\$500.0	5.3%	↓	-\$130.0	-1.3%
<b>Sorgo</b>	\$ 5,350.00	\$4,850.00	\$4,800.00	↑	\$50.00	1.0%	↓	-\$500.0	-9.3%

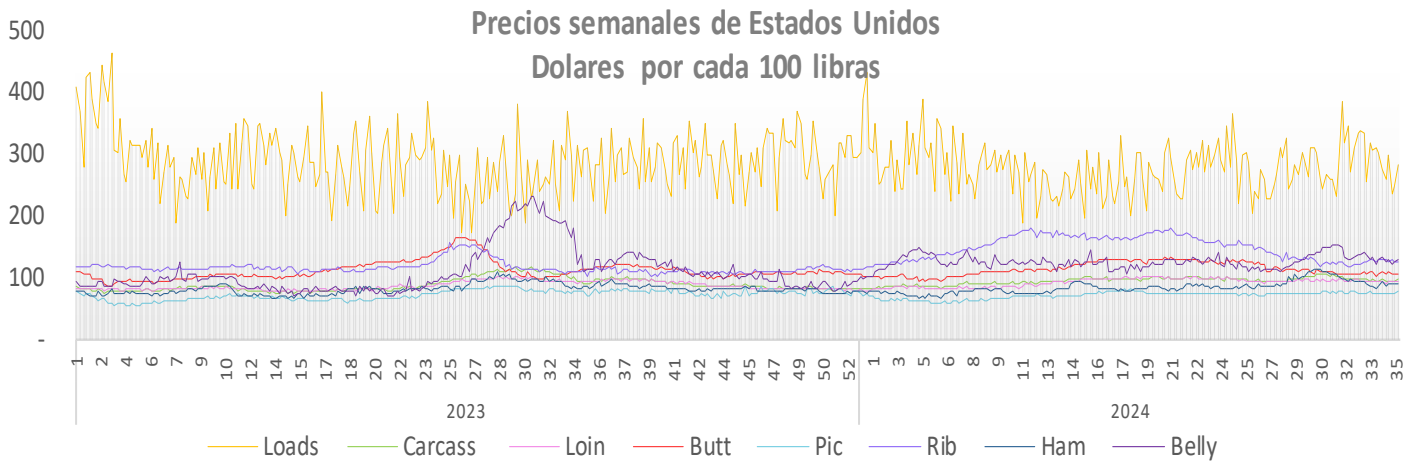
Fuente: Opormex con datos de ANFACA





Mercado de Estados Unidos (precio del cerdo dólares/libra)									
Año	2023	2024		Variación					
Semana	35	35	34	Semanal			Anual		
Periodo	Último	Último	Anterior	(pesos)		(%)	(pesos)		(%)
	28-01 sep	26-30 ago	19-23 ago						
<b>(Carcass) Weighted Average Price</b>	\$ 81.81	\$78.13	\$82.43	🔴	-\$4.30	-5.2%	🔴	-\$3.68	-4.5%
<b>LIVE HOG</b>									
<b>Carcass, Prior Day</b>		\$95.74	\$98.42	🔴	-\$2.68	-2.7%			
<b>Dorchester</b>	\$ 60.00	\$66.00	\$67.20	🔴	-\$1.20	-1.8%	🟢	\$6.00	10.0%
<b>Illinois</b>	\$ 67.00	\$55.80	\$57.60	🔴	-\$1.80	-3.1%	🔴	-\$11.20	-16.7%
<b>Primal Cutout*</b>									
<b>Loads</b>	\$ 278.43	\$266.60	\$305.26	🔴	-\$38.66	-12.7%	🔴	-\$11.84	-4.3%
<b>Carcass</b>	\$ 93.39	\$95.89	\$96.93	🔴	-\$1.05	-1.1%	🟢	\$2.50	2.7%
<b>Loin</b>	\$ 94.74	\$94.08	\$96.06	🔴	-\$1.98	-2.1%	🔴	-\$0.67	-0.7%
<b>Butt</b>	\$ 115.55	\$107.54	\$108.30	🔴	-\$0.75	-0.7%	🔴	-\$8.01	-6.9%
<b>Picnic</b>	\$ 76.18	\$76.98	\$76.37	🟢	\$0.61	0.8%	🟢	\$0.80	1.0%
<b>Rib</b>	\$ 111.57	\$128.90	\$129.43	🔴	-\$0.53	-0.4%	🟢	\$17.34	15.5%
<b>Ham</b>	\$ 86.29	\$89.58	\$89.15	🟢	\$0.43	0.5%	🟢	\$3.29	3.8%
<b>Belly</b>	\$ 118.71	\$126.84	\$130.29	🔴	-\$3.45	-2.6%	🟢	\$8.13	6.8%

Fuente: Opormex con datos de porkcheckoff y United States Department of Agriculture (USDA)  
Nota: \* Dólares por cada 100 libras



FUTURES-QUOTES Lean Hog Cierre CME (Jueves 05/09/2024)									
Lean Hog	80.800	-0.775	(-0.95%)					2,297	
HEV4									
MONTH	LAST	CHANGE		PRIOR SETTLE	OPEN	HIGH	LOW	VOLUME	UPDATED
OCT 24 HEV4	80.800	-0.775	(-0.95%)	-	81.125	81.775	80.450	22,297	16:38:00 CT 05/09/2024
DEC 2024 HEZ4	72.025	-0.675	(-0.93%)	-	72.300	72.925	71.675	16,687	16:37:45 CT 05/09/2024
FEB 25 HEG5	75.200	-.0575	(-0.76%)	-	75.375	75.800	74.875	6,806	16:38:21 CT 05/09/2024