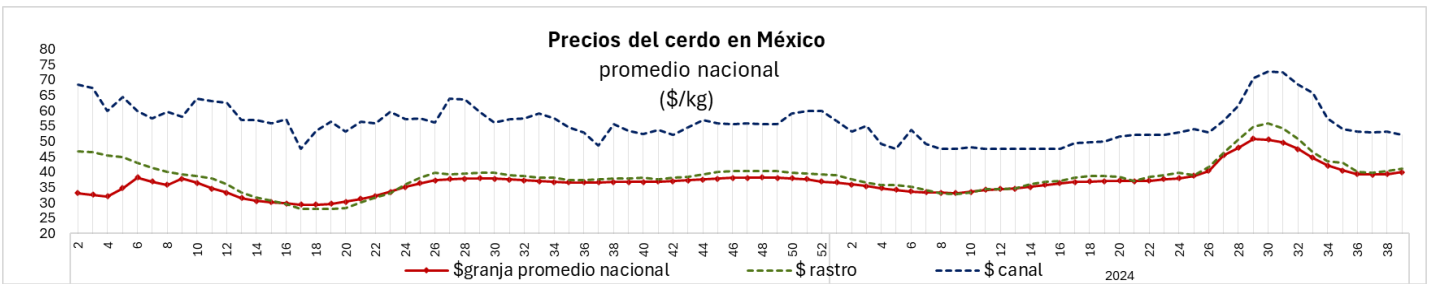




Precios del cerdo en México
(promedio nacional \$/kg)

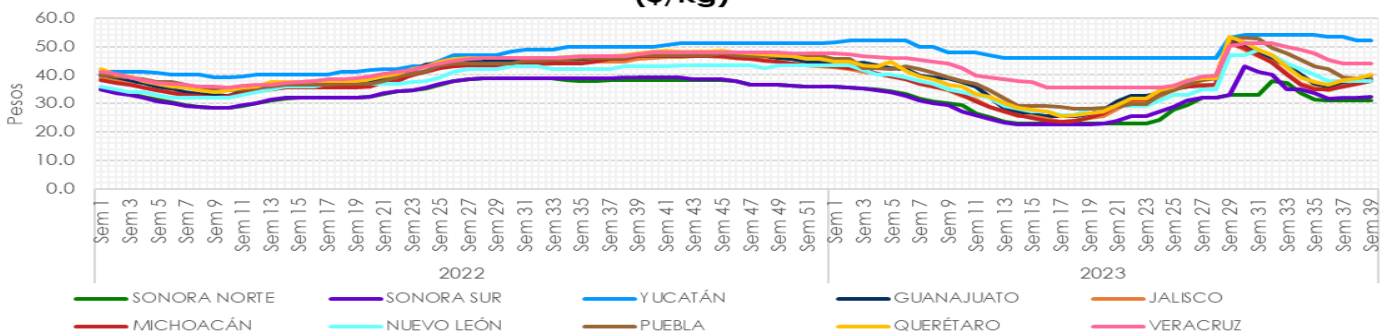
Año	2023		2024		Variación					
	39		39	38	Semanal			Anual		
	Último	25-29 sep	Último	Anterior	(pesos)		(%)	(pesos)		(%)
Granja	\$ 36.83		\$39.99	\$39.32	↑	\$0.66	1.7%	↑	\$3.15	8.6%
Rastro SNIIM	\$ 37.82		\$41.25	\$40.25	↑	\$1.00	2.5%	↑	\$3.43	9.1%
Canal SNIIM	\$ 53.50		\$52.20	\$53.13	↓	-\$0.92	-1.7%	↓	-\$1.30	-2.4%



Precios del cerdo en granja
(promedio por región \$/kg)

Año	2023		2024		Variación					
	39		39	38	Semanal			Anual		
	Último	25-29 sep	Último	Anterior	(pesos)		(%)	(pesos)		(%)
Guanajuato	\$ 36.00		\$38.50	\$38.00	↑	\$0.50	1.3%	↑	\$2.50	6.9%
Jalisco	\$ 35.90		\$38.17	\$36.94	↑	\$1.22	3.3%	↑	\$2.27	6.3%
Michoacán	\$ 35.00		\$37.75	\$37.00	↑	\$0.75	2.0%	↑	\$2.75	7.9%
Nuevo León	\$ 35.00		\$38.00	\$38.00	↔	\$0.00	0.0%	↑	\$3.00	8.6%
Puebla	\$ 38.00		\$39.30	\$38.70	↑	\$0.60	1.6%	↑	\$1.30	3.4%
Querétaro	\$ 38.00		\$40.20	\$38.97	↑	\$1.23	3.2%	↑	\$2.20	5.8%
Sonora	\$ 30.00		\$32.50	\$31.83	↑	\$0.67	2.1%	↑	\$2.50	8.3%
Veracruz	\$ 39.00		\$44.00	\$44.00	↔	\$0.00	0.0%	↑	\$5.00	12.8%
Yucatán	\$ 46.00		\$52.00	\$52.00	↔	\$0.00	0.0%	↑	\$6.00	13.0%

Tendencia de los precios semanales cerdo en pie
(\$/kg)



Fuente: OPORMEX, con datos propios



Precios al mayoreo SNIIM
(\$/kg)

Año	2023	2024		Variación					
	Semana 39	39	38	Semanal			Anual		
Periodo	Último	Último	Anterior	Semanal		Anual			
	25-29 sep	23-27 sep	17-20 sep	(pesos)	(%)	(pesos)	(%)		
Cabeza	\$ 30.13	\$38.40	\$40.40	↓ -\$2.00	-5.0%	↑ \$8.27	27.4%		
Chuleta ahumada	\$ 64.44	\$78.09	\$79.29	↓ -\$1.19	-1.5%	↑ \$13.65	21.2%		
Espinazo	\$ 56.67	\$68.73	\$70.40	↓ -\$1.67	-2.4%	↑ \$12.07	21.3%		
Lomo	\$ 78.00	\$78.80	\$77.50	↑ \$1.30	1.7%	↑ \$0.80	1.0%		
Pierna	\$ 62.53	\$65.06	\$63.20	↑ \$1.86	2.9%	↑ \$2.53	4.0%		

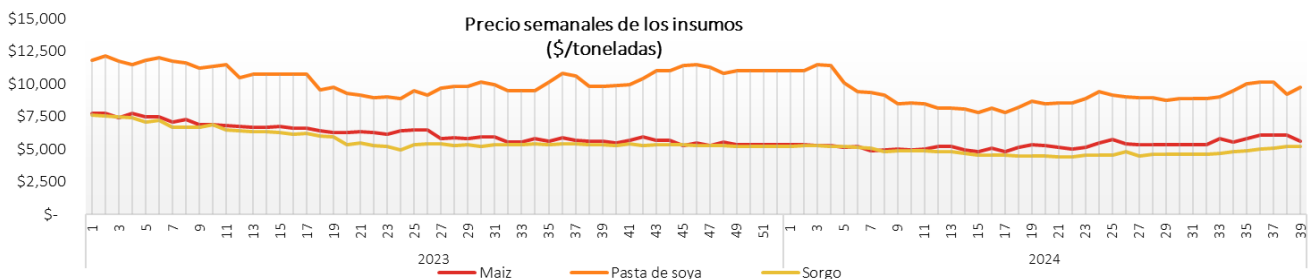
Precios al consumidor
(nacional PROFECO \$/kg)

Año	2023	2024		Variación					
	Semana 39	39	38	Semanal			Anual		
Periodo	Último	Último	Anterior	Semanal		Anual			
	25-29 sep	23-27 sep	17-20 sep	(pesos)	(%)	(pesos)	(%)		
Cabeza	\$ 48.47	\$49.03	\$50.54	↓ -\$1.50	-3.0%	↑ \$0.57	1.2%		
Chuleta natural	\$ 102.06	\$121.95	\$116.03	↑ \$5.93	5.1%	↑ \$19.89	19.5%		
Entrecot ahumado	\$ 118.17	\$134.13	\$124.80	↑ \$9.33	7.5%	↑ \$15.96	13.5%		
Espinazo	\$ 91.62	\$103.17	\$98.14	↑ \$5.03	5.1%	↑ \$11.55	12.6%		
Lomo	\$ 126.47	\$138.08	\$136.10	↑ \$1.98	1.5%	↑ \$11.61	9.2%		
Manitas	\$ 60.82	\$68.10	\$67.90	↑ \$0.20	0.3%	↑ \$7.28	12.0%		
Milanesa	\$ 113.21	\$126.61	\$121.20	↑ \$5.41	4.5%	↑ \$13.41	11.8%		
Molida	\$ 111.38	\$120.22	\$120.36	↓ -\$0.14	-0.1%	↑ \$8.84	7.9%		
Pierna	\$ 77.52	\$87.43	\$85.21	↑ \$2.23	2.6%	↑ \$9.91	12.8%		

Precios de los insumos
(\$/kg)

Año	2023	2024		Variación					
	Semana 39	39	38	Semanal			Anual		
Periodo	Último	Último	Anterior	Semanal		Anual			
	25-29 sep	23-27 sep	17-20 sep	(pesos)	(%)	(pesos)	(%)		
Maíz	\$ 5,620.00	\$5,580.00	\$6,100.00	↓ -\$520.0	-8.5%	↓ -\$40.0	-0.7%		
Pasta de Soya	\$ 9,800.00	\$9,730.00	\$9,250.00	↑ \$480.0	5.2%	↓ -\$70.0	-0.7%		
Sorgo	\$ 5,350.00	\$5,200.00	\$5,180.00	↑ \$20.00	0.4%	↓ -\$150.0	-2.8%		

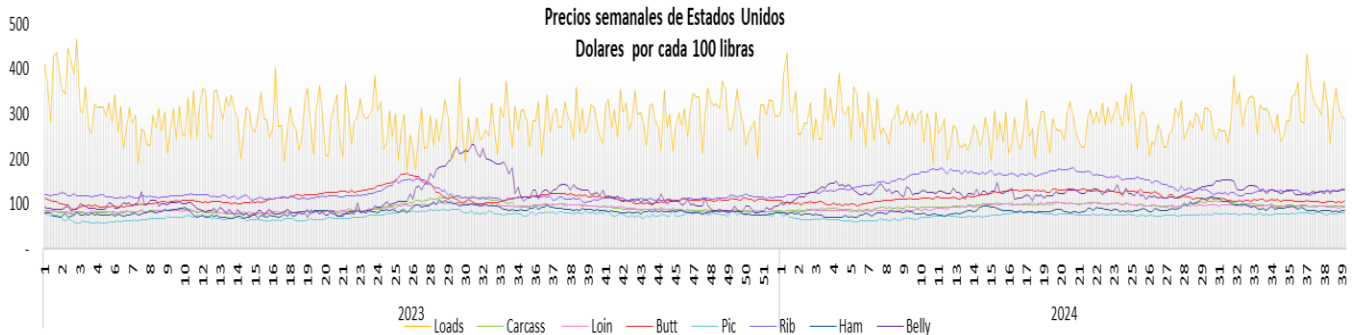
Fuente: Opormex con datos de ANFACA





Mercado de Estados Unidos (precio del cerdo dólares/libra)									
Año	2023	2024		Variación					
Semana	39	39	38	Semanal			Anual		
Periodo	Último	Último	Anterior						
	25-29 sep	23-27 sep	17-20 sep	(pesos)	(%)	(pesos)	(%)		
(Carcass) Weighted Average Price	\$ 75.89	\$76.38	\$76.46	🔴	-\$0.09	-0.1%	🟢	\$0.48	0.6%
LIVE HOG									
Carcass, Prior Day		\$94.53	\$95.07	🔴	-\$0.54	-0.6%			
Dorchester	\$ 55.00	\$60.00	\$60.00	🟡	\$0.00	0.0%	🟢	\$5.00	9.1%
Illinois	\$ 49.00	\$55.00	\$55.00	🟡	\$0.00	0.0%	🟢	\$6.00	12.2%
Primal Cutout*									
Loads	\$ 286.12	\$313.12	\$307.89	🟢	\$5.23	1.7%	🟢	\$26.99	9.4%
Carcass	\$ 97.81	\$94.52	\$94.52	🟡	\$0.00	0.0%	🔴	-\$3.29	-3.4%
Loin	\$ 96.92	\$92.27	\$94.24	🔴	-\$1.97	-2.1%	🔴	-\$4.65	-4.8%
Butt	\$ 119.31	\$104.81	\$104.96	🔴	-\$0.15	-0.1%	🔴	-\$14.50	-12.2%
Picnic	\$ 80.00	\$78.52	\$78.36	🟢	\$0.16	0.2%	🔴	-\$1.48	-1.9%
Rib	\$ 109.37	\$130.59	\$127.92	🟢	\$2.66	2.1%	🟢	\$21.21	19.4%
Ham	\$ 86.75	\$83.83	\$85.25	🔴	-\$1.42	-1.7%	🔴	-\$2.91	-3.4%
Belly	\$ 135.18	\$130.00	\$126.25	🟢	\$3.76	3.0%	🔴	-\$5.18	-3.8%

Fuente: Opormex con datos de porkcheckoff y United States Department of Agriculture (USDA)
Nota: * Dólares por cada 100 libras



FUTURES-QUOTES Lean Hog CME (Viernes 04/10/2024)									
Lean Hog HEV4	76.300	-0.100	(-0.13%)					16,882	
MONTH	LAST	CHANGE		PRIOR SETTLE	OPEN	HIGH	LOW	VOLUME	UPDATED
OCT 24 HEV4	84.05	-0.125	(-0.15%)	84.175	84.075	84.5	83.775	5,743	13:04:57 CT 04/10/2024
DEC 2024 HEZ4	76.300	-0.100	(-0.13%)	76.400	76.175	77.025	75.775	16,882	13:04:59 CT 04/10/2024
FEB 25 HEG5	79.925	-0.225	(-0.28%)	80.150	79.800	80.500	79.600	5,914	13:04:55 CT 04/10/2024

Fuente: tomado de CME Group